



2016-17 MEN'S BASKETBALL

'16-17 SCHEDULE > 10-6 / 1-1

10-6 Overall, 6-1 Home, 4-5 Road, 0-0 Neutral
NOVEMBER (4-2, 1-0 H, 3-2 R)

12..... at Marshall 69-81, L
 14..... at Ohio State 63-69, L
 16..... at Western Carolina 67-59, W
 18..... vs. Jackson State (DH) 84-75, W
 26..... at Northern Kentucky 82-74, W
 28..... at Missouri 62-52, W

DECEMBER (5-3, 4-0 H, 1-3 R)

1..... vs. Southern Wesleyan 92-55, W
 3..... at East Carolina 56-69, L
 6..... vs. LIU Brooklyn 79-56, W
 10..... at Coastal Carolina 67-70, L
 13..... at Louisiana State 66-70, L
 17..... at McNeese State 74-66, W
 28..... vs. Truett McConnell 88-54, W
 30..... vs. Montreat 101-66, W

JANUARY (1-1, 1-1 MEAC, 1-1 H, 0-0 R)

7..... vs. Maryland Eastern Shore* (DH) PPD
 9..... vs. Delaware State* (DH) PPD
 10..... vs. Delaware State* (DH) L, 68-69
 11..... vs. Maryland Eastern Shore* (DH) W, 69-52
 14..... at Norfolk State* (DH) 6:30 PM
 16..... at Hampton* (DH) 7:00 PM
 23..... vs. Howard* (DH) 7:30 PM
 28..... vs. North Carolina A&T* (DH) 4:00 PM
 30..... at Delaware State* (DH) 7:30 PM

FEBRUARY (0-0, 0-0 MEAC, 0-0 H, 0-0 R)

4..... at Morgan State* (DH) 4:00 PM
 6..... at Coppin State* (DH) 7:30 PM
 11..... vs. South Carolina State* (DH) 4:00 PM
 13..... vs. Florida A&M* (DH) 7:30 PM
 18..... at Maryland Eastern Shore* (DH) 4:00 PM
 20..... at Howard* (DH) 7:00 PM
 25..... vs. Bethune-Cookman* (DH) 4:00 PM
 27..... vs. Savannah State* (DH) 7:30 PM

MARCH (0-0, 0-0 MEAC, 0-0 H, 0-0 R, 0-0 N)

2..... at North Carolina A&T* (DH) 7:30 PM
 6-11 2017 MEAC Tournament@.....TBA

*- Conference Games (MEAC)

-@- 2017 MEAC Basketball Tournament (The Scope, Norfolk, Va.)

#NCCUMB

MBB Contact: Jonathan Duren

Email: jduren@nccu.edu

Phone: (O) 919.530.6892 (C) 919.757.9747

WE ARE NCCU

-Spell out or say the full name "North Carolina Central University" in first reference, afterwards using "NCCU" or "N.C. Central" is appropriate for ensuing references. The use of "UNC Central" or "UNCC" is not accurate and using "Central" as a reference is not preferred.

NCCU EAGLES // 10-6, 1-1 MEAC, 4-5 ROAD



Head Coach: ... LeVelle Moton (NCCU, '96)

Career Record: 137-100 At NCCU: Same

Last Game: W, 69-52 vs. Md. Eastern Shore (1/11/17)

2016-17 Statistical Leaders

Points: Patrick Cole, 18.7

Rebounds: Patrick Cole 7.2

Assists: Patrick Cole, 5.9

JAN. 14 - 6:30 PM

ECHOLS HALL - NORFOLK, VA.

NORFOLK STATE SPARTANS // 4-12, 1-1 MEAC, 4-1 HOME

VIDEO / STATS: NSUSPARTANS.COM / AUDIO: NCCU SPORTS NETWORK



Head Coach: Robert Jones (New Paltz, '02)

Career Record: .. 213-221 At NSU: 32-49

Last Game: W, 80-76 vs. Savannah State (1/11/17)

Last Meeting: L, 47-66 at MEAC Tourney (3/9/16)

Series: NSU leads, 29-11.

2016-17 Statistical Leaders

Points: Jonathan Wade, 18.8

Rebounds: Jonathan Wade, 5.6

Assists: Zaynah Robinson, 3.3

JAN. 16 - 7:00 PM

CONVOCATION CENTER - HAMPTON, VA.

HAMPTON PIRATES // 5-10, 2-0 MEAC, 5-2 HOME

VIDEO: ESPNU / AUDIO: NCCU SPORTS NETWORK / STATS: HAMPTONPIRATES.COM



Head Coach: Buck Joyner (Clemson, '81)

Career Record: .. 125-162 At DSU: 34-60

Last Game: W, 84-80 vs. Savannah State (1/9/17)

Last Meeting: L, 79-80 at NCCU (1/18/16)

Series: NCCU leads, 46-32.

2016-17 Statistical Leaders

Points: Jermaine Marrow, 15.0

Rebounds: A.J. Astroth, 6.1

Assists: Jermaine Marrow, 3.0

PROJECTED STARTERS

#		Yr.	Ht.	PPG	RPG	MISC
10	Dajuan Graf	R-Sr	6-0	14.8	3.3	4.7 APG
3	Rashaun Madison	R-Sr	6-0	10.8	2.1	37.0% 3PT
11	Patrick Cole	R-Sr	6-5	18.7	7.2	5.9 APG
5	Del'vin Dickerson	R-Sr	6-5	6.1	4.1	9 Steals
42	Will Ransom	R-Sr	6-8	4.2	5.9	22 Blocks

KEY RESERVES

13	Pablo Rivas	Jr	6-6	7.9	4.9	71.6% FG
25	Kyle Benton	Sr	6-7	7.8	8.5	60.7% FG
33	Ron Trapps	Sr	6-4	5.8	3.3	18.8 MPG

QUICK FACTS

2015-2016

Total / Home / Away / Neutral

Overall Record Last Year: 13-19 / 8-5 / 3-12 / 2-2

MEAC Record Last Year: 7-9 / 4-4 / 3-5 / 0-0

Letterwinners Returning/Lost: 6/7

Starters Returning/Lost: 2/3

GENERAL

School Name.....North Carolina Central University
 City/Zip.....Durham, NC 27707
 Founded1910 by Dr. James E. Shepard
 Enrollment8,011
 Nickname.....Eagles
 School Colors.....Maroon & Gray
 Arena Name.....McDougald-McLendon Arena
 Capacity.....3,116
 National AffiliationNCAA Division I
 Conference.....Mid-Eastern Athletic Conference
 Acting ChancellorDr. Johnson O. Akinleye
 Athletics Director....Ingrid Wicker-McCree, Ed.D.
 Alma Mater (Year).....George Washington (1989)

HISTORY

First Year of Basketball1927
 Overall All-Time Record ...1,173-961 (83 seasons)
 NCAA Div. II Tourn. Record (Yrs).....10-6 (6 years)
 Last Post-Season Opponent.....
 Miami (National Invitation Tournament, 1st Round)
 Result (Date)75-71 Loss (March 17, 2015)

COACHING STAFF

Head Coach.....LeVelle Moton
 Alma Mater (Year).....NCCU (1996)
 Record at NCCU (Years).....137-100 (8th year)
 Career Record (Years).....137-100 (8th year)
 Assistant CoachLuke D'Alessio
 Assistant CoachReggie Sharp
 Assistant CoachEric Wilson
 Director of OperationsDan Tharp
 Athletic TrainerColin Biegas

MEDIA RELATIONS

MBB Contact.....Jonathan Duren
 Work Phone.....(919) 530-6892
 Cell Phone.....(919) 757-9747
 E-Mail.....jduren@nccu.edu
 Twitter@NCCUAthletics
@NCCU_MBB
 Instagram.....NCCUAthletics
 Website.....NCCUEaglePride.com

2016-17 NCCU BASKETBALL ROSTER

No.	Name	Yr.	Pos.	Ht.	Wt.	Hometown/Last School
0	Raekwon Harney	R-Jr.	G	6-0	175	Winston-Salem, N.C. / Louisburg Coll.
1	C.J. Wiggins	So.	G	5-11	170	Richmond, Va. / Benedictine Prep
3	Rashaun Madison	R-Sr.	G	6-0	175	Norfolk, Va. / New Mexico Jr. Coll.
5	Del'vin Dickerson	R-Sr.	F	6-5	215	Houston, Texas / Bowling Green
10	Dajuan Graf	R-Sr.	G	6-0	185	Charlotte, N.C. / Florida Gulf Coast Univ.
11	Patrick Cole	R-Sr.	G	6-5	210	Newark, N.J. / Siena Coll.
12	Alex Mills	Jr.	G	6-1	185	Laurens, S.C. / McLennan Comm. Coll.
13	Pablo Rivas	Jr.	F	6-6	210	Phoenix, Ariz. / Sheridan Coll.
14	Rashann London*	Jr.	G	6-2	185	Philadelphia, Pa. / Drexel Univ.
21	Marius McAllister	R-Jr.	F	6-5	205	Durham, N.C. / Hillside H.S.
25	Kyle Benton	R-Jr.	F	6-7	230	Long Beach, Calif. / San Bernardino Valley Comm. Coll.
32	Raasean Davis*	Jr.	F	6-8	250	Chicago, Ill. / Kent State
33	Ron Trapps	R-Sr.	G	6-4	200	Lancaster, S.C. / Coastal Carolina Univ.
34	Michael Wolfe	Jr.	F	6-8	195	Germantown, Md. / South Plains Coll.
42	Will Ransom	R-Sr.	F	6-8	230	Fort Worth, Texas / Illinois State Univ.
55	John Guerra	So.	G	6-2	205	Cary, N.C. / Navy

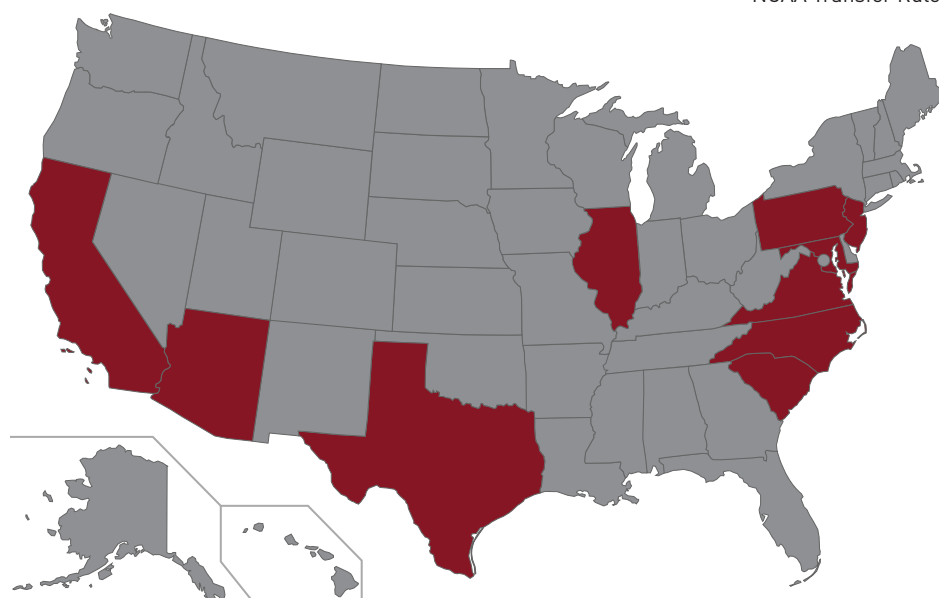
Head Coach: LeVelle Moton (NCCU, 1996)

Assistant Coaches: Luke D'Alessio (The Catholic University of America, 1983), Reggie Sharp (Auburn, 2000), Eric Wilson (Western Carolina, 2008)

Director of Operations: Dan Tharp (South Dakota, 2012)

Athletic Trainer: Colin Biegas (MTSU, 2016)

*- NCAA Transfer Rules



ROSTER BREAKDOWN BY CLASS

SO. (2): Guerra, Wiggins
JR (8): Benton, Davis, Harney, London, McAllister, Mills, Rivas, Wolfe
Sr (6): Cole, Dickerson, Graf, Madison, Ransom, Trapps

BY POSITION

G (9): Cole, Graf, Guerra, Harney, London, Madison, Mills, Trapps, Wiggins
F (7): Benton, Davis, Dickerson, McAllister, Ransom, Ransom, Wolfe

BY STATE

AZ (1): Rivas
CA (1): Benton
IL (1): Davis
MD (1): Wolfe
NJ (1): Cole
NC (4): Graf, Guerra, Harney, McAllister
PA (1): London
SC (2): Mills, Trapps
TX (2): Dickerson, Ransom
VA (2): Madison, Wiggins

PRONUNCIATION

Head Coach:
 Luh-Vell MO-tun
 (LeVelle Moton)
#0: Ray-kwon Harney
 (Raekwon Harney)
#3: Ra-SHAUN Madison
 (Rashaun Madison)
#10: Da-Waun Graf
 (Dajuan Graf)
#21: Mahr-E-you McAllister
 (Marius McAllister)
#55: John GAIR-ra
 (John Guerra)

STARTING FIVE:

1. 9-5 is NCCU's best non-conference record in the Division-I era.
2. NCCU's five-game win streak that was snapped by ECU was the longest since the 2014-15 season with a 10-game and nine-game run.
3. NCCU is 328-276 all-time against the MEAC.
4. Coach Moton is 74-24 all-time in regular season MEAC play.
5. NCCU went 7-9 in conference play last year.

SCOUTING THE SPARTANS:

Norfolk State is currently 1-1 in MEAC play, after picking up a win against Savannah State, 80-76 on Jan. 11. Jonathan Wade is the stand-out player for the Spartans at the moment, averaging 18.8 points and 5.6 rebounds per contest. The Eagles met the Spartans only once in the 2015-16 season, and fell 79-88 in Durham. This is the only scheduled meeting between the two teams this season.

SCOUTING THE PIRATES:

Hampton has won its first two MEAC contests, most recently defeating Savannah State in a close 84-80 victory. Before taking on the Eagles, the Pirates will travel to Delaware State on Saturday, Jan. 14. Jermaine Morrow leads Hampton with 15.0 points and 3.0 assists per outing. Hampton defeated the Eagles in their only game last season, 80-79, and this is the only matchup this year.

SO LONG, AND GOOD NIGHT

Winter Storm Helena caused game postponements all around the east coast and MEAC, including NCCU's weekend games with MDES and DSU on Jan. 7-9. This caused a rare in-season conference back-to-back schedule for the Eagles, with both games made up on Jan. 10-11.

WINDOW WASHERS

NCCU pulled down an incredible 56 rebounds against Montreat, with 26 offensive boards and 30 defensive caroms. That stacks up as the second-most rebounds in a game in the Division-I era for the Eagles, behind 57 against Barber-Scotia on Dec. 17, 2014.

HOW CAN I ASSIST YOU?

Senior guard Patrick Cole dished out a career-high 13 assists against LIU Brooklyn, tied for the fifth-most in a single game alongside Nimrod Hilliard (at ETSU, Jan. 31, 2015) and all-time assists leader Emanuel Chapman (vs. Coppin State Jan. 26, 2013). Cole is currently ranked in the Top-25 in assists the NCAA Division-I with 5.9 assists per game as of Jan. 6.

GOING BACK-TO-BACK

Patrick Cole became the first two-time and back-to-back recipient of the MEAC Player of the Week honor from both the conference and College Sports Madness in the 2016-17 season on Monday, Nov. 28 after a strong four-game stretch from Nov. 14 to Nov. 26 with 23.0 points, 8.0 rebounds and 6.8 assists per game.

BLOCK PARTY

The Eagles protected the paint on the road at Missouri as NCCU recorded eight blocks, tied for the seventh-most in a game in the Division-I era. Will Ransom swatted four by himself, which is tied for the third-most in a game in the same time frame.

TRIPLE, DOUBLE

Patrick Cole made history when he recorded the first triple-double in the Division-I era for NCCU with 14 points, 12 rebounds and 10 assists against Jackson State. Dajuan Graf picked up a double-double in the same game with 15 points and 11 assists, making both players the first with double-digit assists since the 2014-15 season.

100%

Junior forward Pablo Rivas made a rare feat of former Eagle Dominique Sutton against Western Carolina on Nov. 16, as he went 7-for-7 from the floor and 2-for-2 from the free throw line for 18 points and nine rebounds. He is the only other Eagle besides Emmanuel Chapman to shoot 100% from the floor with a spotless three-point percentage as well. Rivas shot 100% from the floor a second time at Missouri, but missed one free throw for 16 points and six rebounds (6-6 FG, 4-5 FT).

CollegInsider.com - Mid-Major Poll

January 9, 2017

Team	Record	Points
1. Gonzaga (31)	15-0	775
2. Wichita State	14-3	730
3. Saint Mary's	14-1	713
4. UNCW	15-2	673
5. UT Arlington	12-4	601
6. Oakland	14-3	588
7. New Mexico State	15-2	511
8. Fort Wayne	13-4	491
9. ETSU	12-3	485
10. Chattanooga	12-4	483
11. Akron	12-3	469
12. Illinois State	12-4	466
13. Valparaiso	12-4	397
14. Monmouth	12-5	362
15. Ohio	10-3	345
16. UL Lafayette	12-4	325
17. Charleston	13-4	294
18. Arkansas State	11-5	237
19. BYU	12-5	182
20. Belmont	9-4	178
21. Florida Gulf Coast	12-5	153
22. Tennessee State	11-5	121
23. Northeastern	11-5	115
24. Bucknell	12-5	50
25. Vermont	12-5	45

2016-17 MEAC Standings

Team	Conf.	Overall
Morgan State	3-0	6-10
Hampton@ \$	2-0	5-10
Delaware State	2-0	5-12
Florida A&M	2-1	4-12
Coppin State	2-1	3-15
NCCU	1-1	10-6
Norfolk State	1-1	4-12
Md. Eastern Shore	1-1	4-13
Savannah State	1-2	4-12
SC State	0-1	3-11
Howard	0-1	3-13
Bethune-Cookman	0-3	3-13
NC A&T	0-3	1-15

@- Defending Regular-Season Champion

\$- Defending Tournament Champion

2016-17 Weekly Honors

Nov. 21 - Patrick Cole, College Sports Madness and MEAC Player of the Week

Nov. 28 - Patrick Cole, College Sports Madness MEAC Player of the Week and MEAC Co-Player of the Week

Dec. 12 - Patrick Cole, MEAC Co-Player of the Week

Dec. 19 - Patrick Cole, College Sports Madness MEAC Player of the Week and MEAC Co-Player of the Week
Will Ransom, MEAC Defensive Player of the Week

Jan. 2 - Dajuan Graf, College Sports Madness MEAC Player of the Week
Will Ransom, MEAC Defensive Player of the Week

NCCU VOTED FOURTH IN MEAC PRESEASON POLL, COLE SECOND TEAM

North Carolina Central University was voted fourth in the preseason poll by the league coaches and sports information directors. NCCU received 234 total points in the poll, and Patrick Cole (Newark, N.J.) was voted to the Second Team.

PROJECTED ORDER OF FINISH

1. Howard (14) 299 points
2. South Carolina State (9) 292 points
3. Hampton (2) 250 points
4. **North Carolina Central 234 points**
5. Norfolk State 203 points
6. Bethune-Cookman 182 points
7. North Carolina A&T 141 points
8. Maryland Eastern Shore 140 points
9. Morgan State 136 points
10. Coppin State 123 points
11. Savannah State 121 points
12. Delaware State 104 points
13. Florida A&M 50 points



Preseason Player of the Year:
James Daniel, III, Howard

First Team

- G/F James Daniel, III- Howard
G Eric Eaves- S.C. State
G Jordan Potts- Bethune-Cookman
G Sam Hunt- N.C. A&T
G Marcel Boyd- Howard

Second Team

- G Patrick Cole- NCCU**
G Edward Stephens- S.C. State
F Phillip Carr- Morgan State
G Devin Morgan- Delaware State
F Bakari Copeland- MDES

Third Team

- G Troyce Manassa- Savannah State
F Terry Harris, Jr.- Coppin State
F Jordan Butler- Norfolk State
G DeAndre Haywood- Delaware State
G/F Damon Collins- Howard

TRENDING THE EAGLES

Record	10-6
Home	6-1
Away	4-5
Neutral	0-0
Overtime	0-0
Streak	W1
Vs. Ranked Opp.	0-0
Games decided by ≤ 3	0-2
Games decided by ≤ 5	0-3
Leading at half	8-1
Trailing at half	1-5
Tied at half	1-0
Leading with 5:00 left	10-0
Trailing with 5:00 left	0-6
Leading with 1:00 left	10-0
Trailing with 1:00 left	0-6
Shooting $\geq 50\%$	4-0
Shooting less than 50%	6-6
Opp. shoots $\geq 50\%$	0-0
Opp. shoots less than 50%	10-6
Wins rebound margin	6-0
Wins turnover margin	8-1
November	4-2
December	5-3
January	1-1
February	0-0
March	0-0

STARTERS BY GAME

	G	G	G/F	G/F	F/C
at Marshall.....	11/12/16 ... Graf.....	Madison....	Cole ..	Dickerson ...	Ransom
at Ohio State.....	11/14/16 ... Graf.....	Madison....	Cole ..	Dickerson ...	Ransom
at Western Carolina ..	11/16/16 ... Graf.....	Madison....	Cole ..	Dickerson ...	Ransom
vs. Jackson State ..	11/18/16 ... Graf.....	Madison....	Cole ..	Dickerson ...	Ransom
at Northern Kentucky ..	11/26/16 ... Graf.....	Madison....	Cole ..	Dickerson ...	Ransom
at Missouri	11/28/16 ... Graf.....	Madison....	Cole ..	Dickerson ...	Ransom
vs. Southern Wesleyan...	12/1/16 Graf.....	Madison....	Cole ..	Dickerson ...	Ransom
at East Carolina.....	12/3/16 Graf.....	Madison....	Cole ..	Dickerson ...	Ransom
vs. LIU Brooklyn	12/6/16 Graf.....	Madison....	Cole ..	Dickerson ...	Ransom
at Coastal Carolina...	12/10/16 ... Graf.....	Madison....	Cole ..	Dickerson ...	Ransom
at Louisiana State	12/13/16 ... Graf.....	Madison....	Cole ..	Dickerson	Wolfe
at McNeese State.....	12/17/16 ... Graf.....	Madison....	Cole ..	Dickerson ...	Ransom
vs. Truett-McConnell	12/28/16 ... Graf.....	Madison..	Trapps	Dickerson ...	Ransom
vs. Montreat	12/30/16 ... Graf.....	Madison..	Trapps	Dickerson ...	Ransom
vs. Delaware State	1/10/17 Graf.....	Madison....	Cole ..	Dickerson ...	Ransom
vs. Md. Eastern Shore ..	1/11/17 Graf.....	Madison....	Cole ..	Dickerson ...	Ransom
at Norfolk State.....	1/14/17				
at Hampton	1/16/17				
vs. Howard.....	1/23/17				
vs. N.C. A&T	1/28/17				
at Delaware State ..	1/30/17				
at Morgan State.....	2/4/17				
at Coppin State.....	2/6/17				
vs. S.C. State	2/11/17				
vs. Florida A&M.....	2/13/17				
at Md. Eastern Shore	2/18/17				
at Howard.....	2/20/17				
vs. Bethune-Cookman ..	2/25/17				
vs. Savannah State	2/27/17				
at N.C. A&T	3/2/17				

HIGHS AND LOWS

TEAM

Most points scored.....	101 vs. Montreat (12/30/16)
Fewest points scored.....	56 at East Carolina (12/3/16)
Most points allowed	81 at Marshall (11/12/16)
Fewest points allowed	52 (2x) last vs. MDES (1/11/17)
Highest FG%	59.6% vs. Jackson State (11/18/16)
Lowest FG%	33.9% at Coastal Carolina (12/10/16)
Highest FG% allowed.....	49.2% vs. Jackson State (11/18/16)
Lowest FG% allowed.....	25.0% at Missouri (11/28/16)
Highest 3PT%.....	55.6% vs. Jackson State (11/18/16)
Lowest 3PT%.....	12.5% vs. Md. Eastern Shore (1/11/17)
Highest 3PT% allowed	44.4% at East Carolina (12/3/16)
Lowest 3PT% allowed	7.7% vs. LIU Brooklyn (12/6/16)
Highest FT%.....	86.4% at McNeese State (12/17/16)
Lowest FT%.....	45.5% at Louisiana State (12/13/16)
Most rebounds	56 vs. Montreat (12/30/16)
Fewest rebounds.....	29 at East Carolina (12/3/16)
Most rebounds allowed.....	46 at Coastal Carolina (12/10/16)
Fewest rebounds allowed	32 at Ohio State (11/14/16)
Most assists	23 (2x) last vs. Southern Wesleyan (12/1/16)
Fewest assists.....	9 at Coastal Carolina (12/10/16)
Most turnovers.....	20 at Ohio State (11/14/16)
Fewest turnovers	7 at Northern Kentucky (11/26/16)
Most turnovers forced.....	21 vs. Montreat(12/30/16)

INDIVIDUAL

Most points scored.....	32, P. Cole at NKU (11/26/16)
Opp. most points scored	27, A. Blakeney at LSU (12/13/16)
Highest FG%	100% (7-7), P. Rivas at WCU (11/16/16)
Opp. Highest FG%	100% (6-6), J. Coleman at CCU (11/18/16)
Most rebounds	14, W. Ransom vs. TMU (12/28/16)
Opp. most rebounds.....	16, J. McCullough vs. SWU (12/1/16)
Most field goals made.....	11, D. Graf vs. TMU (12/28/16)
.....	D. Dickerson vs. LIU (12/6/16)
.....	P. Cole at NKU (11/26/16)
Opp. most field goals made	11, A. Blakeney at LSU (12/13/16)
Most 3-pointers made	8, R. Madison vs. Jackson St. (11/18/16)
Opp. Most 3-pointers made	5, T. Phillips at Missouri (11/28/16)
Most assists	13, P. Cole vs. LIU (12/6/16)
Opp. most assists.....	8 (2x), J. Sheppard at ECU (12/3/16)
.....	C. Jackson at Ohio State (11/14/16)
Most blocks	4, W. Ransom at LSU (12/13/16)
.....	W. Ransom at Missouri (11/28/16)
Most steals.....	5, R. Madison vs. MDES (1/11/17)
Most minutes	40, D. Graf vs. MDES (1/11/17)
.....	(3x), P. Cole last at LSU (12/13/16)

ABOUT THE 2015-16 SEASON

-NCCU went 8-5 at McDougald-McLendon Arena, securing its seventh consecutive winning season at home.

- Led by returner Rashaun Madison, NCCU topped the MEAC in three-point percentage with 34.8 percent of attempts made.

-NCCU once again was one of the best defensive teams in the league, allowing just 69.8 points per game, good for second in the conference.

THE NEW NEST

McDougald-McLendon Arena received some renovations during the offseason before the 2015-16 season, and now boasts the most biomechanically-sophisticated maple sports floor system in the state of North Carolina. The facility also received high-efficiency LED lights from Cree, Inc. as part of a UNC system-wide project, and has a center-hung Daktronics videoboard. For more information on the renovations, visit NCCUEaglePride.com.

NATION'S SECOND-LONGEST HOME WIN STREAK

NCCU held a 38-game home win streak, which ranked second in Division I behind Arizona. The Eagles had not lost at home since Dec. 4, 2012 (Eastern Kentucky, 57-63). The last MEAC team to beat NCCU in Durham was Savannah State on Feb. 11, 2012 (67-57) before Howard ended the streak on Dec. 7, 2015 (71-69). NCCU defeated 26 consecutive conference opponents during the run.

WE MUST PROTECT THE NEST

During the 2013-14 season, North Carolina Central University went unbeaten at home going 14-0, marking that feat for the first time since the 1997-98 campaign. The Eagles have now gone undefeated at home in consecutive seasons for the first time in school history.

2014-15: 12-0
2013-14: 14-0
1989-90: 13-0
1997-98: 12-0
1987-88: 12-1
1992-93: 11-1
1993-94: 11-1
1995-96: 11-1
1988-89: 9-1

NEST HAS BEEN PROTECTED

In Moton's six seasons, the Eagles have done just that - Protect the Nest, compiling a **76-19** home record during his coaching career. Here's how NCCU has fared at home since 2009:

2009-10: 7-4 (.636)
2010-11: 9-4 (.692)
2011-12: 8-3 (.727)
2012-13: 12-2 (.857)
2013-14: 14-0 (1.000)
2014-15: 12-0 (1.000)
2015-16: 8-5 (.615)
2016-17: 6-1 (1.000)

Total: 76-19 (.800)

NCCU VS. MEAC

Now that NCCU is back and established in the conference that it helped start back in 1970, the Eagles are 328-276 against MEAC opponents all-time.

Bethune-Cookman.....	9-5
Coppin State.....	8-4
Delaware State.....	19-16
Florida A&M.....	13-2
Hampton.....	46-32
Howard.....	41-27
Maryland Eastern Shore.....	22-16
Morgan State.....	49-40
Norfolk State.....	11-29
North Carolina A&T.....	71-77
Savannah State.....	12-8
South Carolina State.....	27-20

MOTON SITS AMONG NCCU TOP 5 IN WINS

Head coach LeVelle Moton recorded his 100th victory against S.C. State on Jan. 10, 2015, becoming the fifth coach in NCCU men's basketball history to reach the 100-win milestone. Here is a list of the coaches with the most wins in program history:

Most Victories	W	L	Pct.	Years
1. Floyd Brown	251	194	.564	1952-70
2. John McLendon	239	68	.779	1940-52
3. Gregory Jackson	164	78	.678	1991-00
4. LeVelle Moton	137	100	.578	2009-
5. Michael Bernard	115	56	.673	1985-91

20-WIN SEASONS

During the 2014-15 season, NCCU earned a third consecutive 20-win season, something that has not happened for the Eagles since 1990 under the direction of head coach Michael Bernard. John B. McLendon was the only other coach to lead the Eagles to three straight 20-win seasons from 1948-51. Here's a look at all 18 of NCCU's 20-win seasons.

Year	Coach	W	L	Pct
1939-40	William Burghardt	22	4	.846
1946-47	John McLendon	20	5	.800
1948-49	John McLendon	25	5	.833
1949-50	John McLendon	24	5	.828
1950-51	John McLendon	28	7	.800
1953-54	Floyd Brown	24	7	.774
1954-55	Floyd Brown	20	7	.741
1956-57	Floyd Brown	23	6	.793
1987-88	Michael Bernard	26	3	.896
1988-89	Michael Bernard	28	4	.875
1989-90	Michael Bernard	23	5	.821
1992-93	Gregory Jackson	26	4	.867
1993-94	Gregory Jackson	20	5	.800
1995-96	Gregory Jackson	20	7	.741
1996-97	Gregory Jackson	20	6	.769
2012-13	LeVelle Moton	22	9	.709
2013-14	LeVelle Moton	28	6	.823
2014-15	LeVelle Moton	25	8	.757

20-win seasons = 18

#-Advanced to Second Round of NCAA

Playoffs

%-Advanced to NCAA Regional Championships

&-Advanced to NCAA Quarterfinals / "Elite Eight"

\$-Won the NCAA Division II National Championship

@-Won MEAC Regular Season & Tournament

!- Won MEAC Regular Season

EAGLES IN THE MEAC

CATEGORY	NCCU	MEAC
Points Per Game.....	74.2	2nd
Opp. Pts Per Game.....	64.8	1st
Scoring Margin.....	+9.4	1st
Field Goal Pct.....	45.2%	1st
Opp. Field Goal Pct.....	39.1%	1st
3-Point FG Pct.....	32.8%	6th
Opp. 3-Point FG Pct.....	30.4%	2nd
Free Throw Pct.....	68.0%	4th
Rebounds Per Game.....	38.4	3rd
Opp. Rebounds Per Game..	37.9	T-4th
Rebound Margin.....	+0.5	2nd
Blocks Per Game.....	3.5	4th
Assists Per Game.....	14.1	2nd
Steals Per Game.....	6.4	4th
Turnover Margin.....	+1.9	1st

Individual Ranking in MEAC:

Scoring

Patrick Cole - 18.7 ppg (4th)
Dajuan Graf - 14.8 ppg (10th)

Rebounding

Patrick Cole - 7.2 rpg (3rd)
Will Ransom - 5.9 rpg (9th)

Field Goal Percentage

Pablo Rivas - 71.6 (1st)
Dajuan Graf - 49.5 (7th)

Assists

Patrick Cole - 5.9 apg (1st)
Dajuan Graf - 4.7 apg (3rd)

Free-throw Percentage

Patrick Cole - 76.6% (7th)
Dajuan Graf - 72.7% (13th)

Steals

Rashaun Madison - 1.2 (6th)

Three-Point Field Goal Percentage

Dajuan Graf - 40.0 (7th)

Three-Point Field Goals Made

Rashaun Madison - 2.9, 47 (3rd)
Patrick Cole - 1.7, 25 (T-15th)

Blocked Shots

Will Ransom - 1.4, 22 (4th)
Pablo Rivas - 0.8, 13 (T-12th)

Assists/Turnover Ratio

Dajuan Graf - 1.5 (8th)
Patrick Cole - 1.4 (10th)

Offensive Rebounds

Will Ransom - 2.3 (9th)

Defensive Rebounds

Patrick Cole - 6.0 (2nd)

Minutes Played

Patrick Cole - 34.7 (4th)
Dajuan Graf - 32.9 (7th)

Around the MEAC

Saturday, Jan. 14

Howard at Md. Eastern Shore* 4:00 PM
Bethune-Cookman at SC State* 4:00 PM
NC A&T at Coppin State* 4:00 PM
Hampton at Delaware State* 4:00 PM
Florida A&M at Savannah State* 6:00 PM
NCCU at Norfolk State* 6:30 PM

Monday, Jan. 7

Bethune-Cookman at Florida A&M* 4:00 PM
NCCU at Hampton* 7:00 PM
Savannah State at SC State* 7:30 PM
NC A&T at Morgan State* 7:30 PM
Norfolk State at Delaware State* 7:30 PM
Morgan State at Bethune-Cookman* ... 9:00 PM

INDIVIDUAL SEASON AND CAREER HIGHS

2016-17	Career
0 - Raekwon Harney	
Pts 3 vs. Montreat (12/30/16)	Same
Rebs	Same
Asts 2 vs. Southern Wesleyan (12/1/16)	Same
Blks	Same
Stls 1 vs. Southern Wesleyan (12/1/16)	Same
Mins 9 vs. Southern Wesleyan (12/1/16)	Same

1 - C.J. Wiggins

Pts 12 vs. Montreat (12/30/16) 17 vs. Montreat (12/29/15)	
Rebs 3 vs. Truett McConnell (12/30/16) 5 (3x) last vs. Howard (3/8/16)	
Asts 7 vs. Southern Wesleyan (12/1/16)	Same
Blks	None
Stls 2 (2x) last vs. Montreat (12/30/16)	Same
Mins 19 vs. Southern Wesleyan (12/1/16) 29 vs. Norfolk State (3/9/16)	

3 - Rashaun Madison

Pts 24 vs. Jackson State (11/18/16)	Same
Rebs 5 vs. Jackson State (11/18/16)	5 (3x)
Asts 2 (3x) last vs. Montreat (12/30/16) 4 vs. Montreat (12/29/15)	
Blks	None
Stls 3 at McNeese State (12/17/16) 9 vs. Montreat (12/29/15)	
Mins 40 vs. Jackson State (11/18/16) 41 vs. North Carolina A&T (2/6/16)	

5 - Del'vin Dickerson

Pts 23 vs. LIU Brooklyn (12/6/16)	Same
Rebs 10 at McNeese State (12/17/16)	Same
Asts 2 at Marshall (11/12/16)	Same
Blks 2 (3x) last vs. Md. Eastern Shore (1/11/17)	Same
Stls 2 vs. Md. Eastern Shore (1/11/17)	Same
Mins 30 (2x) last vs. Md. Eastern Shore (1/11/17)	Same

10 - Dajuan Graf

Pts 26 vs. Truett McConnell (12/28/16)	Same
Rebs 9 vs. Md. Eastern Shore (1/11/17)	Same
Asts 8 vs. Delaware State (1/10/17)	8 (3x)
Blks	1 at Bethune-Cookman (2/27/16)
Stls 3 at East Carolina (12/3/16) 5 at Savannah State (1/11/16)	
Mins 40 (2x) last vs. Md. Eastern Shore (1/11/17)	40 (4x)

11 - Patrick Cole

Pts 32 at Northern Kentucky (11/26/16)	Same
Rebs 12 (2x) last at Missouri (11/28/16)	12 (2x)
Asts 13 vs. LIU Brooklyn (12/6/16)	Same
Blks 1 (2x) last at Missouri (11/16/16)	1 (4x)
Stls 3 (2x) last vs. MDES (1/10/17) 4 vs. Montreat (12/29/15)	
Mins 40 (3x) last at LSU (12/13/16)	40 (6x)

12 - Alex Mills

Pts N/A	Same
Rebs N/A	Same
Asts N/A	Same
Blks N/A	Same
Stls N/A	Same
Mins N/A	Same

13 - Pablo Rivas

Pts 19 vs. Southern Wesleyan (12/1/16)	Same
Rebs 10 vs. Montreat (12/28/16)	Same
Asts 1 (4x) last vs. Md. Eastern Shore (1/11/17)	Same
Blks 3 vs. Southern Wesleyan (12/1/16)	Same
Stls 1 (7x) last vs. Md. Eastern Shore (1/11/17)	Same
Mins 30 at Missouri (11/28/16)	Same

2016-17	Career
21 - Marius McAllister	
Pts 6 vs. Truett McConnell (12/28/16) 7 vs. Montreat (12/29/15)	
Rebs 4 at McNeese State (12/17/16)	4 (2x)
Asts 2 vs. Truett McConnell (12/28/16)	Same
Blks	1 vs. Montreat (12/29/15)
Stls 1 vs. Truett McConnell (12/28/16) 2 vs. Montreat (12/29/15)	
Mins 15 vs. Truett McConnell (12/28/16) 18 vs. Montreat (12/29/15)	

25 - Kyle Benton

Pts 14 vs. Delaware State (1/10/17) 17 vs. Johnson & Wales (1/6/16)	
Rebs 13 vs. Delaware State (1/10/17)	13 (2x)
Asts 3 vs. Montreat (12/30/16)	Same
Blks 2 (3x) last vs. MDES (1/11/17) 3 at Coppin State (2/18/16)	
Stls 3 vs. Delaware State (1/10/17)	Same
Mins 37 at Western Carolina (11/16/16) 39 vs. North Carolina A&T (2/6/16)	

33 - Ron Trapps

Pts 16 vs. Truett McConnell (12/28/16)	Same
Rebs 10 at Marshall (11/12/16)	Same
Asts 3 (2x) last vs. Truett McConnell (12/28/16)	Same
Blks 1 at Northern Kentucky (11/26/16)	Same
Stls 3 vs. Montreat (12/30/16)	Same
Mins 31 at Ohio State (11/14/16)	Same

34 - Michael Wolfe

Pts 9 vs. Southern Wesleyan (12/1/16)	Same
Rebs 3 vs. Southern Wesleyan (12/1/16)	Same
Asts	Same
Blks 1 at Missouri (11/28/16)	Same
Stls 1 at McNeese State (12/17/16)	Same
Mins 9 vs. Southern Wesleyan (12/1/16)	Same

42 - Will Ransom

Pts 11 vs. Jackson State (11/18/16)	Same
Rebs 14 vs. Truett McConnell (12/28/16)	Same
Asts 1 (2x) last at East Carolina (12/3/16)	Same
Blks 4 (2x) last at LSU (12/13/16)	Same
Stls 2 (4x) last vs. Md. Eastern Shore (1/11/17)	Same
Mins 34 at LSU (12/13/16)	Same

55 - John Guerra

Pts 2 vs. LIU Brooklyn (12/6/16)	Same
Rebs 2 vs. Montreat (12/30/16)	Same
Asts 1 vs. Montreat (12/30/16)	Same
Blks	Same
Stls	Same
Mins 4 vs. Southern Wesleyan (12/1/16)	Same

2016-17 NCCU MEN'S BASKETBALL • PAGE 7

2016-17 RECORD: 10-6, 1-1 MEAC

LAST TWO GAMES

Official Basketball Box Score -- Game Totals -- Final Statistics

Delaware State vs N.C. Central

01/10/17 4:00 pm at Durham, N.C. (McDougald-McLendon Arena)

Delaware State 69 • 5-12, 2-0 MEAC

#	Player	Total		3-Ptr	Rebounds			PF	TP	A	TO	Blk	Stl	Min
		FG	FGA		FT	FTA	Off Def Tot							
10	WALLER, Kavon	r	4-8	3-5	1-2	1 1 2	3 12	1 2 0 0	20					
24	TAVAKALYN, Artem	r	2-6	1-1	2-3	0 6 6	3 7	2 2 0 0	2	20				
50	ONIFADE, Demola	c	1-2	0-0	1-2	4 4 8	3 3	0 0 0 0	23					
01	HAYWOOD, DeANDRE	g	4-6	1-1	0-0	1 2 3	3 9	3 1 0 0	2	32				
22	MORGAN, Devin	g	4-14	3-9	0-0	0 2 2	1 11	4 4 0 0	37					
02	CHRISTIAN, Jamelle		0-1	0-0	0-0	0 2 2	1 0	1 0 0 1	7					
03	LEWIS, Joe		3-8	1-2	0-0	2 4 6	3 7	1 3 0 1	28					
13	JOHNSON, Mahir		1-2	0-0	0-0	0 0 0	0 2	0 2 0 0	2					
20	GASEVIC, Mrdjan		1-1	0-0	1-2	1 2 3	1 3	0 0 0 0	9					
21	RAYSOR, Dana		3-10	1-5	8-11	0 4 4	1 15	0 1 0 1	22					
	Team					1 0 1								
	Totals		23-58	10-23	13-20	10 27 37	19 69	11 17 0 7	200					
FG % 1st Half: 13-29 44.8% 2nd half: 10-29 34.5% Game: 23-58 39.7%														
3FG % 1st Half: 6-11 54.5% 2nd half: 4-12 33.3% Game: 10-23 43.5%														
FT % 1st Half: 2-3 66.7% 2nd half: 11-17 64.7% Game: 13-20 65.0%														
Deadball Rebounds 4														

N.C. Central 68 • 9-6, 0-1 MEAC

#	Player	Total		3-Ptr	Rebounds			PF	TP	A	TO	Blk	Stl	Min
		FG	FGA		FT	FTA	Off Def Tot							
05	DICKERSON, Del'vin	r	0-1	0-0	0-2	0 0 0	0 0	0 0 0 0	4					
42	RANSOM, Will	c	1-1	0-0	0-0	1 4 5	3 2	0 0 1 2	26					
03	MADISON, Rashaun	g	8-16	6-14	0-0	0 2 2	1 22	1 2 0 1	38					
10	GRAF, Dajuan	g	4-12	1-3	3-7	0 4 4	4 12	8 6 0 1	37					
11	COLE, Patrick	g	4-18	2-4	6-6	1 4 5	4 16	6 6 0 0	36					
13	RIVAS, Pablo		1-2	0-1	0-0	0 5 5	1 2	0 0 0 0	17					
25	BENTON, Kyle		5-9	0-0	4-5	8 5 13	0 14	0 0 1 3	35					
33	TRAPPS, Ron		0-1	0-1	0-0	1 1 2	3 0	0 2 0 1	7					
	Team					2 3 5								
	Totals		23-60	9-23	13-20	13 28 41	16 68	15 17 2 8	200					
FG % 1st Half: 11-29 37.9% 2nd half: 12-31 38.7% Game: 23-60 38.3%														
3FG % 1st Half: 3-11 27.3% 2nd half: 6-12 50.0% Game: 9-23 39.1%														
FT % 1st Half: 8-12 66.7% 2nd half: 5-8 62.5% Game: 13-20 65.0%														
Deadball Rebounds 4														

Officials: Que'z Crawford, Clarence Armstrong, Billy Brooks

Technical fouls: Delaware State-None. N.C. Central-RANSOM, Will.

Attendance: 859

Score by periods	1st	2nd	Total
Delaware State	34	35	69
N.C. Central	33	35	68

Official Basketball Box Score -- Game Totals -- Final Statistics

Md. Eastern Shore vs N.C. Central

01/11/17 6:00 pm at Durham, N.C. (McDougald-McLendon Arena)

Md. Eastern Shore 52 • 4-13, 1-1 MEAC

#	Player	Total		3-Ptr	Rebounds			PF	TP	A	TO	Blk	Stl	Min
		FG	FGA		FT	FTA	Off Def Tot							
21	COPELAND, Bakari	r	5-11	1-3	2-2	1 8 9	3 13	1 4 0 1	34					
35	TAYLOR, Isaac	r	5-6	0-0	2-2	2 2 4	2 12	1 2 0 0	25					
00	ANDINO, Ryan	g	3-11	2-8	0-0	0 5 5	1 8	0 1 0 0	35					
03	MCINTOSH, Logan	g	1-7	0-2	0-1	1 5 6	1 2	6 2 0 2	33					
20	CALDWELL, Dontae	g	2-8	2-5	0-0	3 1 4	2 6	1 4 0 3	30					
01	SEYLAN, Marc	g	0-0	0-0	0-0	0 0 0	0 0	0 0 0 0	2					
02	RIVERA, Thomas		0-3	0-1	2-2	1 0 1	2 2	0 1 0 0	8					
05	DORSETT, Deven		0-2	0-1	0-0	0 0 0	0 0	0 0 0 0	4					
13	PICKETT, Randall		0-0	0-0	0-0	0 0 0	0 0	0 0 0 0	1					
15	JONES, Tyler		0-2	0-1	3-4	0 0 0	1 3	0 0 0 0	7					
23	CHAMBERS, Michael		0-0	0-0	0 1 1	2 0	0 1 0 0	5						
24	PECK, Derrico		3-3	0-0	0-0	0 1 1	4 6	0 3 1 0	16					
	Team					1 1 2								
	Totals		19-53	5-21	9-11	9 24 33	18 52	9 18 1 6	200					
FG % 1st Half: 10-33 30.3% 2nd half: 9-20 45.0% Game: 19-53 35.8%														
3FG % 1st Half: 2-11 18.2% 2nd half: 3-10 30.0% Game: 5-21 23.8%														
FT % 1st Half: 3-5 60.0% 2nd half: 6-6 100.0% Game: 9-11 81.8%														
Deadball Rebounds 1														

N.C. Central 69 • 10-6, 1-1 MEAC

#	Player	Total		3-Ptr	Rebounds			PF	TP	A	TO	Blk	Stl	Min
		FG	FGA		FT	FTA	Off Def Tot							
05	DICKERSON, Del'vin	r	3-5	1-3	4-5	0 2 2	3 11	0 0 2 2	30					
42	RANSOM, Will	c	2-2	0-0	0-0	2 0 2	0 4	0 1 0 0	3					
03	MADISON, Rashaun	g	2-12	1-11	0-0	0 2 2	2 5	1 1 0 5	37					
10	GRAF, Dajuan	g	9-18	1-4	6-7	2 7 9	0 25	4 3 0 1	40					
11	COLE, Patrick	g	3-10	0-4	8-8	2 6 8	1 14	6 2 0 3	36					
13	RIVAS, Pablo		2-5	0-0	1-2	3 2 5	5 5	1 1 0 1	13					
21	McALLISTER, Marius		0-1	0-1	0-0	1 0 1	1 0	0 0 0 0	11					
25	BENTON, Kyle		1-1	0-0	1-2	0 4 4	4 3	0 3 2 1	23					
33	TRAPPS, Ron		1-2	0-1	0-0	0 1 1	0 2	0 1 0 0	7					
	Team					2 1 3								
	Totals		23-56	3-24	20-24	12 25 37	16 69	12 12 4 13	200					
FG % 1st Half: 11-31 35.5% 2nd half: 12-25 48.0% Game: 23-56 41.1%														
3FG % 1st Half: 1-12 8.3% 2nd half: 2-12 16.7% Game: 3-24 12.5%														
FT % 1st Half: 11-14 78.6% 2nd half: 9-10 90.0% Game: 20-24 83.3%														
Deadball Rebounds 1,1														

Officials: Everett Summers, Kevin Ricks, Kyle Neve

Technical fouls: Md. Eastern Shore-None. N.C. Central-None.

Attendance: 1052

Score by periods	1st	2nd	Total
Md. Eastern Shore	25	27	52
N.C. Central	34	35	69

Eagles Stopped at Last Second by Delaware State

DURHAM, N.C. – North Carolina Central University had a couple of opportunities at the rim in the waning seconds of the game, but couldn't get a shot to fall as Delaware State University defeated the Eagles, 69-68 at McDougald-McLendon Arena on Tuesday, Jan. 10.

With the loss, NCCU (9-6, 0-1 MEAC) had its five-game home-court winning streak snapped.

DSU (5-12, 2-0 MEAC) led for a majority of the first half until a three from Rashaun Madison (Norfolk, Va.) catapulted the Eagles into the lead at 27-25 with 4:34 to play in the first 20 minutes. NCCU held on to that lead through the closing moments of the period until a half-court heave from Devin Morgan (Chester, Va.) put the Hornets back in front, 34-33 at the intermission.

DSU sprinted ahead of the Eagles 11-0 in the first three minutes of the contest, but that would be the biggest margin in the game as NCCU kept the Hornets within striking distance all throughout the second half by not letting the Hornets lead by more than seven.

Madison was a major contributor for the maroon and gray as he nailed six three-pointers, in his second game with six-plus treys this season, and his fourth in his NCCU career, on his way to a game-high 22 points.

Kyle Benton (Long Beach, Calif.) ripped down his second-straight double-double in his first two games back from injury as he collected 14 points and 13 rebounds. Dajuan Graf (Charlotte, N.C.) got his teammates involved with a game-high eight assists with 12 points, and hit some key three-pointers late in the contest along with Madison and Patrick Cole (Newark, N.J.) who picked up 16 points with six assists and five rebounds.

Dana Raysor (Willingboro, N.J.) was the high scorer for DSU with 15 points, followed by Kavon Waller (Chester, Va.) who picked up 12 points.

Eagles Get First Conference Win against Hawks

DURHAM, N.C. – North Carolina Central University bounced back from a loss the night before with a 69-52 win over Maryland Eastern Shore to get its first Mid-Eastern Athletic Conference win of the season on Wednesday, Jan. 11 at McDougald-McLendon Arena.

MDES (4-13, 1-1 MEAC) jumped ahead of NCCU (10-6, 1-1 MEAC) in the early stages of the game, however a jumper from Dajuan Graf (Charlotte, N.C.) pushed the Eagles in front, 22-20 with 7:45 to play in the first half. This time around, NCCU held the lead for the remainder of the game.

NCCU led by as many as 20 in the second half at 49-29, but from that point MDES went on a 21-9 run over nine minutes of play to trim the lead to single-digits at 56-50 with five minutes remaining. From there, the Eagles buckled down and finished the game on a 13-2 run to close the game at 69-52.

Graf was a driving force for the maroon and gray as he finished one point off of his career-high with a game-high 25 points and a team-high nine rebounds. Patrick Cole (Newark, N.J.) dished out a joint game-high six assists with 14 points and eight rebounds, and Del'vin Dickerson (Houston, Texas) picked up 11 points with two blocks.

Bakari Copeland (Decatur, Ga.) has been the Hawks' top scorer over the course of the season and led them in points in this game with 13 and nine rebounds, followed by Isaac Taylor (Wachapreague, Va.) who had 12 points.

MISC. STATS

Double-Figure Scoring

	2016-17	Career
Dajuan Graf.....	15	24
Patrick Cole.....	14	30
Rashaun Madison	7	16
Pablo Rivas.....	5	5
Ron Trapps.....	5	5
Kyle Benton.....	3	11
Del'vin Dickerson	3	3
Will Ransom.....	2	2
C.J. Wiggins.....	1	4

30-Plus Points

	2016-17	Career
Patrick Cole.....	1	2

20-Plus Points

	2016-17	Career
Patrick Cole.....	6	12
Dajuan Graf.....	3	4
Rashaun Madison	2	5
Del'vin Dickerson	1	1

Triple-Doubles

	2016-17	Career
Patrick Cole.....	1	1

Double-Doubles

	2016-17	Career
Patrick Cole.....	5	5
Kyle Benton.....	2	5
Dajuan Graf.....	1	1
Ron Trapps.....	1	1

Games Led NCCU In Scoring

	2016-17	Career
Patrick Cole.....	9	19
Dajuan Graf.....	4	7
Rashaun Madison	2	5
Del'vin Dickerson	1	1
Kyle Benton.....	0	1

Games Led NCCU In Rebounding

	2016-17	Career
Patrick Cole.....	5	8
Will Ransom.....	4	4
Kyle Benton.....	3	15
Pablo Rivas.....	2	2
Ron Trapps.....	2	2
Dajuan Graf.....	1	2
Del'vin Dickerson	1	1

Double-Figure Rebounds

	2016-17	Career
Patrick Cole.....	4	4
Will Ransom.....	3	3
Kyle Benton.....	2	6
Del'vin Dickerson	1	1
Ron Trapps.....	1	1
Pablo Rivas.....	1	1

Games Led NCCU In Assists

	2016-17	Career
Patrick Cole.....	8	17
Dajuan Graf.....	7	21
C.J. Wiggins.....	1	8

Double-Figure Assists

	2016-17	Career
Patrick Cole.....	2	2
Dajuan Graf.....	1	1

Games Started

	2016-17	Career
Dajuan Graf.....	16	33
Rashaun Madison	16	33
Del'vin Dickerson	16	16
Will Ransom.....	15	15
Patrick Cole.....	13	20
Ron Trapps.....	2	2
Michael Wolfe.....	1	1
C.J. Wiggins.....	0	11

*Career includes NCCU only

INDIVIDUAL GAME-HIGHS

20+ Rebounds (complete since 1988-89)

30	Carlton Bell vs. Winston-Salem State (Jan. 31, 1959)
27	David Binion vs. Virginia Union (Feb. 10, 1981)
23	David Covington at Wingate Univ. (Dec. 5, 2001-OT)
21	Jimmy Boston vs. St. Augustine's (Jan. 17, 1998-OT)
20	Jimmy Boston at Savannah State (Jan. 19, 1998)
20	Robert Little vs. Virginia State (Feb. 11, 1975-30T)

Assists

16	Darnell Evans vs. Saint Augustine's (Jan. 21, 1982)
15	Micheal Glasker vs. Apprentice School (Jan. 16, 2010)
14	Emanuel Chapman vs. Barber-Scotia (Nov. 26, 2011)
14	Larry Crowder at Livingstone (Jan. 30, 1992)
13	Patrick Cole vs. LIU Brooklyn (Dec. 6, 2016)
13	Nimrod Hilliard at ETSU (Jan. 31, 2015)
13	Emanuel Chapman vs. Coppin State (Jan. 26, 2013)
12	Nimrod Hilliard vs. N.C. A&T (March 5, 2015)
12	Nimrod Hilliard vs. Johnson & Wales (Dec. 2, 2014)
12	Emanuel Chapman vs. App. State (Nov. 22, 2013)
12	Emanuel Chapman vs. Morris Coll. (Nov. 23, 2011)
12	James Tucker vs. Mount Olive (Nov. 15, 2003)
12	Larry Crowder at Saint Paul's (Jan. 18, 1993)
11	Patrick Cole vs. Jackson State (Nov. 18, 2016)
11	Emanuel Chapman vs. B-CU (Feb. 8, 2014)
11	Emanuel Chapman vs. UMES (Jan. 30, 2012)
11	Emanuel Chapman vs. SWU (Nov. 29, 2011)
10	Dajuan Graf vs. Jackson State (Nov. 18, 2016)
10	Nimrod Hilliard vs. Florida A&M (Feb. 2, 2015)
10	Nimrod Hilliard at Miss. Valley State (Dec. 20, 2014)
10	Kevin Crawford II vs. College of Faith (Nov. 18, 2014)

Steals

10	Jimmie Walker vs. District of Columbia (Jan. 25, 1993)
9	Rashaun Madison vs. Montreat (Dec. 29, 2015)
8	Drimir Ferguson vs. Johnson & Wales (Nov. 12, 2012)

Blocked Shots

8	Adrian McKinnon vs. N.C. A&T (Jan. 18, 1989)
7	Nate Maxey vs. Barber-Scotia (Dec. 17, 2014)
7	Adrian McKinnon at Fayetteville State (Feb. 4, 1989)
6	Melvin Whitaker vs. Virginia Union (Feb. 28, 2004)
6	Melvin Whitaker vs. Johnson C. Smith (Feb. 21, 2004)
6	Melvin Whitaker vs. Winston-Salem St. (Feb. 18, 2004)
6	Melvin Whitaker at Elizabeth City St. (Feb. 10, 2004)
6	Jermond Debro vs. Catawba (Dec. 29, 2001)

Field Goals

25	Rudolph "Rocky" Roberson vs. Shaw (Feb. 20, 1943)
----	---

Three-Point Field Goals

10	Reggie Groves vs. Barber-Scotia (Nov. 26, 2013 / 10-13)
9	LeVelle Moton at N.C. A&T (Jan. 19, 1995 / 9-14)
8	Rashaun Madison vs. Jackson State (Nov. 18, 2016 / 8-10)
8	Anthony McDonald vs. JWU (Dec. 2, 2014 / 8-12)
8	LeVelle Moton vs. Virginia Union (Feb. 18, 1995 / 8-10)
7	Anthony McDonald at ETSU (Jan. 31, 2015 / 7-12)
7	Anthony McDonald vs. Howard (Dec. 7, 2014 / 7-15)
7	Jeremy Ingram at Wichita State (Dec. 22, 2013 / 7-13)
7	Landon Clement vs. Barber-Scotia (Nov. 26, 2011 / 7-13)
7	Shawn Ray at Johnson C. Smith (Nov. 30, 2002 / 7-13)
7	Marqus Johnson vs. Va. State (Dec. 1, 1998 / 7-9)
7	Michael Hadley at Virginia Union (Feb. 15, 1998 / 7-13)
7	LeVelle Moton vs. Hampton (Nov. 27, 1994 / 7-13)
6	Rashaun Madison vs. Del. State (Jan. 10, 2017 / 6-14)
6	Rashaun Madison at N.C. A&T (March 3, 2016 / 6-7)
6	Rashaun Madison vs. MVSU (Dec. 3, 2015 / 6-9)
6	Anthony McDonald vs. Coll. of Faith (Nov. 18, 2014 / 6-8)
6	Bryan Ayala at Norfolk State (Jan. 7, 2008 / 6-7)

Free Throws

19	Jeremy Ingram at NC State (Nov. 20, 2013 / 19-21)
18	Jeremy Ingram vs. App State (Nov. 22, 2013 / 18-24)
17	Jeremy Ingram vs. B-CU (Feb. 11, 2013 / 17-20)
17	John Bishop vs. Livingstone (Feb. 14, 1981 / 17-22)
17	Jeremy Ingram at Savannah State (Feb. 17, 2014 / 16-17)
16	Willie Jennette at Shaw (Jan. 7, 1986-OT / 16-18)
15	Alfonzo Houston at NC A&T (Feb. 22, 2014 / 15-18)
15	C.J. Wilkerson at NC A&T (Jan. 24, 2011 / 15-15)
15	Ray Willis vs. Delaware St. (Jan. 28, 2012 / 15-19)
15	Landon Clement vs. SC State (Mar. 3, 2011 / 15-15)
15	Willie Jennette at Elizabeth City St. (Jan. 13, 1986 / 15-16)
14	Bryan Ayala vs. Columbus State (Nov. 17, 2006 / 14-18)
14	Larry Crowder at Virginia State (Dec. 7, 1992 / 14-16)

NCCU GAME-HIGH POINTS

30+Points (complete since 1988-89)

58	Rudolph "Rocky" Roberson vs. Shaw (Feb. 20, 1943)
-	25 FGs, 8FTs - set national scoring record
44	Sam Jones at North Carolina A&T (1953-1954)
43	Willie Jennette at Gardner-Webb (Dec. 14, 1985)
41	C.J. Wilkerson at North Carolina A&T (Jan. 24, 2011)
38	Jeremy Ingram at Savannah State (Feb. 17, 2014)
37	Jeremy Ingram at Wichita State (Dec. 22, 2013)
37	Jamar Briscoe vs. Longwood (Feb. 28, 2009)
37	Drew Johnson at Fayetteville State (Feb. 7, 2006)
36	Jeremy Ingram vs. ASU (Nov. 22, 2013)
35	LeVelle Moton at North Carolina A&T (Jan. 19, 1995)
35	John Bishop vs. Livingstone (Feb. 14, 1981)
34	Jamar Briscoe at Longwood (Feb. 25, 2009)
34	Jamar Briscoe at Duquesne (Dec. 22, 2008)
34	Charles Futrell at Norfolk State (Jan. 7, 2008)
33	Jordan Parks vs. Barber-Scotia (Dec. 17, 2014)
33	Landon Clement vs. SC State (Mar. 3, 2011)
33	Bryan Ayala vs. Columbus State (Nov. 17, 2006)
33	Shawn Ray vs. Virginia Union (Feb. 15, 2003)
33	LeVelle Moton at Bowie State (Jan. 12, 1995)
33	Jimmie Walker at Winston-Salem St. (Feb. 20, 1993)
33	Nathaniel Lindsey vs. Barber-Scotia (Nov. 27, 1992)
33	Charles Murphy vs. Elizabeth City St. (Dec. 13, 1982)
32	Patrick Cole at Northern Kentucky (Nov. 26, 2016)
32	Reggie Groves vs. BSC (Nov. 26, 2013)
32	Jeremy Ingram vs. B-CU (Feb. 11, 2013)
32	Jamar Briscoe vs. Chicago State (Jan. 10, 2009)
32	Jonathan Moore vs. Saint Paul's (Nov. 16, 2004)
32	LeVelle Moton at Johnson C. Smith (Feb. 1, 1995)
32	LeVelle Moton vs. Livingstone (Jan. 25, 1995)
32	John Bishop vs. UNC Wilmington (Feb. 18, 1981)
31	Jamar Briscoe vs. Chowan (Jan. 17, 2009)
31	David Young vs. St. Augustine's (Jan. 24, 2004)
31	David Young at St. Augustine's (Jan. 10, 2004)
31	Jimmy Boston at Tuskegee Univ. (Jan. 20, 2001)
31	Jimmy Boston at Fayetteville State (Jan. 4, 2001)
31	Brett Harper at West Florida (Dec. 4, 1999)
31	LeVelle Moton vs. St. Paul's (Feb. 29, 1996)
31	LeVelle Moton vs. St. Augustine's (Feb. 12, 1996)
31	Jimmie Walker vs. Johnson C. Smith (Jan. 5, 1993)
30	Patrick Cole at Savannah State (Jan. 11, 2016)
30	Jordan Parks vs. College of Faith (Nov. 18, 2014)
30	Jeremy Ingram vs. Howard (March 12, 2014)*
30	Jeremy Ingram at NC A&T (Feb. 22, 2014)
30	Landon Clement vs. Barber-Scotia (Nov. 26, 2011)
30	C.J. Wilkerson vs. The App. School (Jan. 16, 2010)
30	Curtis Knight at Virginia Union (Jan. 27, 2005)
30	Shawn Ray vs. Johnson C. Smith (Feb. 23, 2002)
30	Curtis Knight vs. Kentucky State Univ. (Nov. 24, 2001)
30	Brett Harper vs. Winston-Salem St. (Feb. 22, 2000)
30	Michael Hadley vs. Winston-Salem St. (Jan. 11, 1997)
30	LeVelle Moton vs. Virginia Union (Feb. 18, 1995)
30	LeVelle Moton vs. West Georgia (Nov. 19, 1995)
30	Scott Stewart at Virginia Union (Feb. 9, 1994)
30	LeVelle Moton vs. Virginia State (Dec. 6, 1993-OT)
30	Henry Canty vs. Clark Atlanta (Nov. 18, 1989)

*-MEAC Tournament



Accomplishments:

2014-15: NABC District 15 Coach of the Year
2014-15: Finalist Hugh Durham National Coach of the Year Award (Top Mid-Major Coach)
2014-15: Finalist Ben Jobe National Coach of the Year Award (Top Minority Coach)
2014-15: MEAC Regular Season Champions (16-0)
2014-15: Five All-MEAC Selections
2014-15: Third consecutive 20-win season (25-8)
2013-14: Tied School record for single-season wins (28)
2013-14: Set MEAC Record for wins in a season (28)
2013-14: Finalist Hugh Durham National Coach of the Year Award (Top Mid-Major Coach)
2013-14: Finalist Ben Jobe National Coach of the Year Award (Top Minority Coach)
2013-14: BoxToRow.com HBCU National Coach of the Year
2013-14: CollegeInsider.com (MEAC Coach of the Year)
2013-14: MEAC Tournament (Most Outstanding Coach)
2013-14: MEAC Coach of the Year
2013-14: MEAC Regular Season Champions (15-1)
2013-14: Two All-MEAC Selections (Player of the Year)
2013-14: Back-to-Back 20-win seasons (25-5)
2012-13: First 20-win season since 1996-97 (22-9)
2012-13: Three All-MEAC Selections
2012-13: CollegeInsider.com MEAC Co-Coach of the Year
2012-13: Finalist Ben Jobe National Coach of the Year Award (Top Minority Coach)
2012-13: Finalist Hugh Durham National Coach of the Year Award (Top Mid-Major Coach)
2011-12: First winning season since 2004-05 (17-15)
2011-12: Two All-MEAC Selections
2010-11: NCAA Division I Independent Coach of the Year

LeVelle Moton HEAD COACH ♦ 8TH SEASON

South Atlantic All-Region First Team and NCAA Division II All-America Honorable Mention. He was named the 1996 CIAA (Central Intercollegiate Athletic Association) Men's Basketball Player of the Year and was inducted into the NCCU Athletic Hall of Fame in 2004.

Among NCCU's all-time career leaders, Moton ranks first in 3-point field goals made (213 of 529), third in scoring (1,714 points), fourth in free throws made (363 of 467), fifth in assists (278), eighth in field goals made (569 of 1,159), 10th in scoring average (16.6 points per game), and 11th in steals (110).

As a junior (1994-95), he topped the CIAA and was No. 16 in NCAA Division II in scoring with an average of 23.5 points per game. His 87 made three-point field goals that year remains the school's single-season record.

As a senior (1995-96), he placed second in the CIAA with 21.3 points per game and ranked among the conference's top 10 statistical leaders in assists, free throw percentage and 3-point field goal percentage.

Moton played on three CIAA Southern Division Championship teams and made two trips to the NCAA playoffs, including an NCAA Division II South Atlantic Regional Championship title in 1993.

After NCCU, Moton played four years of professional basketball in Indonesia (1996-97) and Israel (1998-99). Throughout his professional playing career, Moton averaged 25.0 points per contest, and dished out a little more than five assists per game as a pro.

He was head coach at West Millbrook Middle School for three seasons (2001-04) before taking over the Sanderson boys basketball program in 2004.

Moton is a 1992 graduate of Enloe High School in Raleigh, N.C., where he was named Cap5 Player of the Year as a senior.

In December of 2013, Moton received his Master's degree in Special Education with a focus on Learning Disabilities.

He and his wife, Bridget, married on June 28, 2008. They have two children Brooke and LeVelle Jr.

RECORDS UNDER MOTON

Overall	137-100
At home	76-19
On the road	48-71
Neutral site.....	13-10
In overtime	7-3
Controlling opening tip	74-40
Scoring first.....	69-31
Leading at half	112-17
Tied at half.....	8-3
Trailing at half	13-79
NCCU shoots 50% or better	66-7
NCCU shoots less than 50%	69-91
NCCU shoots better than opponent	100-18
Opponent shoots 50% or better	6-38
Opponent shoots less than 50%	123-63
NCCU out-rebounds opponent	92-28
Opponent out-rebounds NCCU	35-70
NCCU shoots 70% or better FT.....	75-42
NCCU has more FT attempts.....	94-19
Opponent has more FT attempts.....	27-64
NCCU shoots 40% or better 3FG.....	55-26
NCCU has more turnovers	43-51
NCCU has fewer turnovers.....	93-36
NCCU scores less than 50 pts.....	1-17
NCCU scores 50-59 pts	12-30
NCCU scores 60-69 pts	39-37
NCCU scores 70-79 pts	41-13
NCCU scores 80-plus pts	43-2
Opponent scores less than 50 pts.....	37-3
Opponent scores 50-59 pts	42-10
Opponent scores 60-69 pts	32-23
Opponent scores 70-79 pts	20-42
Opponent scores 80-plus	3-22

On March 25, 2009, arguably one of the greatest players in school history was elevated from Assistant Coach to the position of Head Coach, becoming the 17th to be named in that spot in the program's history.

Close to 25 years after the magical run of the 1989 NCAA Division II National Championship team, and just 10 days shy of the fifth anniversary of the day of his official hiring, NCCU soared to its first MEAC Tournament Championship on March 15, 2014 following its 71-62 victory over Morgan State in front of a near-capacity crowd inside the Norfolk Scope Arena. The 2013-14 Eagles tied a school record in wins (28), won the most games in a season for any squad in MEAC history, and was the lowest seed for any league champion in the NCAA Tournament as the maroon and gray earned a 14-seed in the East Region. Moton's squad finished 15-1 in conference play earning the school's first Division I regular season title and won 20 straight contests, which set a new NCAA Division I level record for the program.

The following year, his sixth season as head coach at NCCU, Moton guided the 2014-15 Eagles to a 25-8 overall record, including a 19-3 mark during the final three-and-a-half months, as well as the school's first appearance in the National Invitation Tournament. The 2014-15 squad made history by becoming the first men's basketball team in school history to post an unbeaten regular-season conference record at 16-0 to repeat as MEAC regular-season champions. The Eagles were among the top five defenses in Division I, ranking second in field goal percentage defense (behind Kentucky), fourth in three-point field goal percentage defense and fifth in scoring defense. NCCU completed the campaign by extending the second-longest home win streak in Division I at 35 victories in-a-row (behind Arizona).

Moton joined hall of fame coach John McLendon and national championship coach Michael Bernard as the only coaches in NCCU men's basketball history to lead the Eagles to three straight 20-win seasons. As a credit to the program's recent success, NCCU boasts the best regular-season conference record during the last three seasons at 46-2, a winning percentage of .958.

With the rings of a champion came the accolades as Moton earned MEAC Coach of the Year honors, MEAC Tournament's Most Outstanding Coach award, and was named the BoxtoRow.com HBCU National Coach of the Year, while earning finalist spots in the Hugh Durham National Coach of the Year Award (Top-Mid-Major Coach), and the Top Minority Coach honor, the Ben Jobe National Coach of the Year Award.

The maroon and gray's second season in the MEAC, Moton's fourth, was the coming out party for the program. For the first time at the NCAA Division I level, the Eagles won 20 games finishing the year 22-9, and went 15-1 in conference play to earn the No. 2 seed in the conference tournament. Moton earned national praise by being named a finalist for the Ben Jobe National Coach of the Year Award, and the Hugh Durham National Coach of the Year Award, along with Co-Coach of the Year in the MEAC by CollegeInsider.com.

In his third season in charge of NCCU, Moton took his team to a place not since seen since the 2004-05 season when the Eagles finished with a winning record (17-15) and were seeded fifth in their first MEAC Tournament at the Division I level.

His second year at the helm his squad showed the Eagle Nation how bright the future was as his squad racked up 15 wins and recorded the first non-losing season in nearly six years. He earned NCAA Division I Independent Coach of the Year honors.

He initially returned to his alma mater as assistant men's basketball coach in July 2007.

The Hall-of-Famer joined the NCCU staff after serving as head boys basketball coach at Sanderson High School in his hometown of Raleigh, N.C. During his three-year tenure (2004-07) at Sanderson, Moton led the Spartans to an overall record of 59-25, while winning back-to-back Cap-7 tournament championships in 2006 and 2007.

A 1996 graduate of NCCU with a bachelor's degree in recreation administration, Moton became the school's third all-time leading scorer with 1,714 points during his historic hardwood career as an Eagle from 1992-96, earning the nickname "Poetry 'n Moton."

During his junior and senior seasons, Moton was voted All-CIAA First Team, NCAA Division II

LEVELLE MOTON: THE PLAYER

CAREER HIGHLIGHTS


- Played on three CIAA Southern Division Championships Teams
- Career Record as a player (80-28)
- NCCU's No.3 All-Time Leading Scorer with 1,714 career points
- Ranked in the Top 10 in school history in scoring average (**10th- 16.6 ppg**), assists (**7th- 278**), Field Goals (**8th- 569**), 3-PT Field Goals (**1st- 213**), 3-PT FG% (**2nd- 40.3%**) Free Throw % (**1st- 77.7%**), and Free Throws (**4th, 363**)

1995-96 HIGHLIGHTS

- CIAA Player of the Year
- NCAA Division II All-America Honorable Mention
- NCAA Division II South-Atlantic All-Region First Team
- CIAA All-Tournament Team
- Preseason All-American Honorable Mention
Street & Smith's College Basketball
- No. 2 scorer in the CIAA, averaging 21.3 ppg, also ranked in conference's top 10 in assists, FT %, and 3-Pt FG %
- Team CIAA Southern Division Champions, advanced to the NCAA South Atlantic Regional Tournament, finished 20-7 overall

1994-95 HIGHLIGHTS

- NCAA Division II All-America Honorable Mention
- NCAA Division II South-Atlantic All-Region First Team
- CIAA All-Tournament Team
- Division II College Sports All-Star
- No. 1 scorer in the CIAA and No. 16 in NCAA Division II with 23.5 ppg,



Year	G-GS	TOTAL		3-POINT		FT-FTA		REBOUNDS							
		FG-FGA	Pct.	FG-FGA	Pct.	FT-FTA	Pct.	Off	Def	Total	Ast	Blk	Stls	Pts	Avg
92-93	27-0	39-84	.464	8-30	.267	27-39	.692	18	11	29	19	1	15	113	4.2
93-94	23-19	144-265	.543	42-110	.382	86-108	.796	26	34	60	74	7	31	416	18.1
94-95	26-26	195-390	.500	87-196	.444	134-167	.802	27	51	78	92	7	31	611	23.5
95-96	27-27	191-420	.455	76-193	.394	116-153	.758	40	72	112	93	16	33	574	21.3
Total	103-72	569-1159	.491	213-529	.403	363-467	.777	111	168	279	278	31	110	1714	16.6

2016-17 OVERALL STATS

RECORD:	OVERALL	HOME	AWAY	NEUTRAL
ALL GAMES	10-6	6-1	4-5	0-0
CONFERENCE	1-1	1-1	0-0	0-0
NON-CONFERENCE	9-5	5-0	4-5	0-0

#	Player	gp-gs	min	avg	Total		3-Point		F-Throw		Rebounds											
					fg-fga	fg%	3fg-fga	3fg%	ft-fa	ft%	off	def	tot	avg	pf	dq	a	to	blk	stl	pts	avg
11	COLE, Patrick	15-14	521	34.7	87-233	.373	25-79	.316	82-107	.766	18	90	108	7.2	41	0	89	64	2	13	281	18.7
10	GRAF, Dajuan	16-16	526	32.9	90-182	.495	16-40	.400	40-55	.727	9	43	52	3.3	40	2	75	51	0	15	236	14.8
03	MADISON, Rashaun	16-16	485	30.3	59-151	.391	47-127	.370	8-14	.571	5	28	33	2.1	34	0	9	11	0	19	173	10.8
13	RIVAS, Pablo	16-0	321	20.1	53-74	.716	7-13	.538	14-17	.824	23	55	78	4.9	42	1	4	12	13	7	127	7.9
25	BENTON, Kyle	6-0	174	29.0	17-28	.607	0-0	.000	13-22	.591	19	32	51	8.5	16	1	7	9	8	8	47	7.8
05	DICKERSON, Del'vin	16-16	274	17.1	41-83	.494	3-22	.136	13-27	.481	22	43	65	4.1	37	1	4	13	9	9	98	6.1
33	TRAPPS, Ron	16-2	300	18.8	32-102	.314	17-65	.262	12-15	.800	11	41	52	3.3	25	0	11	14	1	11	93	5.8
42	RANSOM, Will	16-15	381	23.8	32-51	.627	0-0	.000	3-13	.231	36	58	94	5.9	51	4	2	22	22	13	67	4.2
21	McALLISTER, Marius	3-0	33	11.0	4-6	.667	0-1	.000	0-1	.000	4	4	8	2.7	3	0	2	1	0	1	8	2.7
01	WIGGINS, C.J.	13-0	110	8.5	10-28	.357	1-7	.143	13-19	.684	3	7	10	0.8	10	0	18	7	0	5	34	2.6
34	WOLFE, Michael	11-1	47	4.3	6-12	.500	2-7	.286	3-4	.750	1	7	8	0.7	8	0	0	1	1	1	17	1.5
00	HARNEY, Raekwon	4-0	18	4.5	1-6	.167	1-2	.500	0-2	.000	0	0	0	0.0	4	0	3	1	0	1	3	0.8
55	GUERRA, John	5-0	10	2.0	0-0	.000	0-0	.000	3-4	.750	2	1	3	0.6	2	0	1	1	0	0	3	0.6
Team											27	25	52		1			6				
Total.....		16	3200		432-956	.452	119-363	.328	204-300	.680	180	434	614	38.4	314	9	225	213	56	103	1187	74.2
Opponents.....		16	3200		371-948	.391	109-358	.304	186-303	.614	213	393	606	37.9	286	-	185	244	44	77	1037	64.8

TEAM STATISTICS	NCCUM	OPP	Date	Opponent	Score	Att.	
SCORING	1187	1037	11/12/16	at Marshall	L	69-81	5375
Points per game	74.2	64.8	11/14/16	at Ohio State	L	63-69	9787
Scoring margin	+9.4	-	11/16/16	at Western Carolina	W	67-59	1495
FIELD GOALS-ATT	432-956	371-948	11/18/16	JACKSON STATE	W	84-75	1979
Field goal pct	.452	.391	11/26/16	at Northern Kentucky	W	82-74	2141
3 POINT FG-ATT	119-363	109-358	11-28-16	at Mizzou	W	62-52	4123
3-point FG pct	.328	.304	12/01/16	SOUTHERN WESLEYAN	W	92-55	1278
3-pt FG made per game	7.4	6.8	12/03/16	at East Carolina	L	56-69	4638
FREE THROWS-ATT	204-300	186-303	12/06/16	LIU BROOKLYN	W	79-56	772
Free throw pct	.680	.614	12/10/16	at Coastal Carolina	L	67-70	1907
F-Throws made per game	12.8	11.6	12/13/16	at LSU	L	66-70	6415
REBOUNDS	614	606	12/17/16	at McNeese	W	74-66	597
Rebounds per game	38.4	37.9	12/28/16	TRUETT MCCONNELL	W	88-54	674
Rebounding margin	+0.5	-	12/30/16	MONTREAT	W	101-66	773
ASSISTS	225	185	* 01/10/17	DELAWARE STATE	L	68-69	859
Assists per game	14.1	11.6	* 01/11/17	MD. EASTERN SHORE	W	69-52	1052
TURNOVERS	213	244					
Turnovers per game	13.3	15.3					
Turnover margin	+1.9	-					
Assist/turnover ratio	1.1	0.8					
STEALS	103	77					
Steals per game	6.4	4.8					
BLOCKS	56	44					
Blocks per game	3.5	2.8					
ATTENDANCE	7387	36478					
Home games-Avg/Game	7-1055	9-4053					
Neutral site-Avg/Game	-	0-0					

Score by Periods	1st	2nd	Totals
N.C. Central	566	621	1187
Opponents	476	561	1037

2016-17 TEAM GAME-BY-GAME STATS

Opponent	Date	Score		Total		3-Pointers		Free throws		Rebounds				pf	a	t/o	blk	stl	pts	avg
				fg-fga	pct	3fg-fga	pct	ft-fta	pct	off	def	tot	avg							
at Marshall	11/12/16	69-81	L	27-66	.409	7-26	.269	8-17	.471	14	26	40	40.0	24	10	13	2	2	69	69.0
at Ohio State	11/14/16	63-69	L	25-51	.490	6-19	.316	7-9	.778	5	27	32	36.0	27	10	20	3	4	63	66.0
at Western Carolina	11/16/16	67-59	W	23-48	.479	5-21	.238	16-24	.667	5	27	32	34.7	19	11	14	3	7	67	66.3
JACKSON STATE	11/18/16	84-75	W	28-47	.596	10-18	.556	18-27	.667	4	26	30	33.5	18	23	12	3	3	84	70.8
at Northern Kentucky	11/26/16	82-74	W	33-65	.508	6-15	.400	10-12	.833	6	34	40	34.8	20	12	7	2	3	82	73.0
at Mizzou	11-28-16	62-52	W	19-52	.365	6-22	.273	18-23	.783	10	36	46	36.7	20	11	13	8	1	62	71.2
SOUTHERN WESLEYAN	12/01/16	92-55	W	34-68	.500	12-25	.480	12-17	.706	13	26	39	37.0	21	23	8	5	7	92	74.1
at East Carolina	12/03/16	56-69	L	21-53	.396	8-27	.296	6-11	.545	7	22	29	36.0	17	11	17	2	11	56	71.9
LIU BROOKLYN	12/06/16	79-56	W	32-57	.561	6-17	.353	9-12	.750	8	23	31	35.4	20	20	15	4	7	79	72.7
at Coastal Carolina	12/10/16	67-70	L	21-62	.339	12-38	.316	13-16	.813	12	19	31	35.0	16	9	9	1	6	67	72.1
at LSU	12/13/16	66-70	L	27-58	.466	7-22	.318	5-11	.455	13	23	36	35.1	17	13	19	6	5	66	71.5
at McNeese	12/17/16	74-66	W	26-66	.394	3-14	.214	19-22	.864	14	27	41	35.6	26	11	15	1	10	74	71.8
TRUETT MCCONNELL	12/28/16	88-54	W	33-68	.485	10-25	.400	12-23	.522	18	35	53	36.9	17	18	13	6	5	88	73.0
MONTREAT	12/30/16	101-66	W	37-79	.468	9-27	.333	18-32	.563	26	30	56	38.3	20	16	9	4	11	101	75.0
DELAWARE STATE	01/10/17	68-69	L	23-60	.383	9-23	.391	13-20	.650	13	28	41	38.5	16	15	17	2	8	68	74.5
MD. EASTERN SHORE	01/11/17	69-52	W	23-56	.411	3-24	.125	20-24	.833	12	25	37	38.4	16	12	12	4	13	69	74.2
N.C. Central		1187		432-956	.452	119-363	.328	204-300	.680	180	434	614	38.4	314	225	213	56	103	1187	74.2
Opponents		1037		371-948	.391	109-358	.304	186-303	.614	213	393	606	37.9	286	185	244	44	77	1037	64.8

Games played: 16
Points/game: 74.2
FG Pct: 45.2
3FG Pct: 32.8
FT Pct: 68.0

Rebounds/game: 38.4
Assists/game: 14.1
Turnovers/game: 13.3
Assist/turnover ratio: 1.1
Steals/game: 6.4
Blocks/game: 3.5

2016-17 POINTS - REBOUNDS - ASSISTS

Opponent	Date	Score		00	01	03	05	10	11	13
				HARNEY,RAE	WIGGINS,CJ	MADISON,RA	DICKERSON,	GRAF,DAJUA	COLE,PATRI	RIVAS,PABL
at Marshall	11/12/16	69-81	L	DNP	0-0-0	6-0-0	11-5-2	19-1-6	18-8-0	0-0-0
at Ohio State	11/14/16	63-69	L	DNP	0-0-0	3-2-0	7-6-0	10-1-3	26-6-6	0-0-0
at Western Carolina	11/16/16	67-59	w	DNP	0-0-1	4-2-0	2-2-0	12-3-4	20-4-3	18-9-1
JACKSON STATE	11/18/16	84-75	w	DNP	5-0-1	24-5-0	0-1-0	15-3-11	14-12-10	15-4-0
at Northern Kentucky	11/26/16	82-74	w	DNP	2-0-1	3-0-0	2-7-0	16-1-3	32-10-8	11-7-0
at Mizzou	11-28-16	62-52	w	DNP	0-1-1	8-2-0	5-4-0	12-6-3	17-12-7	16-6-0
SOUTHERN WESLEYAN	12/01/16	92-55	w	0-0-2	6-2-7	14-2-1	5-5-0	1-2-3	21-6-6	19-5-1
at East Carolina	12/03/16	56-69	L	DNP	0-0-1	11-1-0	4-2-0	11-3-4	16-6-5	7-5-0
LIU BROOKLYN	12/06/16	79-56	w	0-0-0	0-1-3	9-3-0	23-5-0	14-2-3	18-5-13	9-7-0
at Coastal Carolina	12/10/16	67-70	L	DNP	0-0-0	18-3-0	2-5-0	11-2-2	28-7-5	4-2-0
at LSU	12/13/16	66-70	L	DNP	DNP	6-0-0	9-1-0	18-4-3	19-10-9	4-3-0
at McNeese	12/17/16	74-66	w	DNP	6-2-0	5-3-2	9-10-1	12-1-6	21-5-2	4-4-0
TRUETT MCCONNELL	12/28/16	88-54	w	0-0-0	3-3-3	19-2-2	4-6-1	26-3-7	DNP	7-10-0
MONTREAT	12/30/16	101-66	w	3-0-1	12-1-0	16-4-2	4-4-0	22-7-5	1-4-3	6-6-1
DELAWARE STATE	01/10/17	68-69	L	DNP	DNP	22-2-1	0-0-0	12-4-8	16-5-6	2-5-0
MD. EASTERN SHORE	01/11/17	69-52	w	DNP	DNP	5-2-1	11-2-0	25-9-4	14-8-6	5-5-1

Opponent	Date	Score		21	25	33	34	42	55
				MCALLISTER	BENTON,KYL	TRAPPS,RON	WOLFE,MICH	RANSOM,WIL	GUERRA,JOH
at Marshall	11/12/16	69-81	L	DNP	4-8-1	11-10-1	0-0-0	0-4-0	DNP
at Ohio State	11/14/16	63-69	L	DNP	5-7-1	12-7-0	0-0-0	0-2-0	DNP
at Western Carolina	11/16/16	67-59	w	DNP	11-8-2	0-2-0	DNP	0-0-0	DNP
JACKSON STATE	11/18/16	84-75	w	DNP	DNP	0-1-0	0-0-0	11-3-1	0-0-0
at Northern Kentucky	11/26/16	82-74	w	DNP	DNP	8-8-0	DNP	8-3-0	DNP
at Mizzou	11-28-16	62-52	w	DNP	DNP	3-0-0	1-1-0	0-10-0	DNP
SOUTHERN WESLEYAN	12/01/16	92-55	w	DNP	DNP	11-2-3	9-3-0	6-12-0	0-0-0
at East Carolina	12/03/16	56-69	L	DNP	DNP	3-0-0	2-1-0	2-8-1	DNP
LIU BROOKLYN	12/06/16	79-56	w	DNP	DNP	2-3-1	0-0-0	2-2-0	2-1-0
at Coastal Carolina	12/10/16	67-70	L	DNP	DNP	4-1-2	DNP	0-7-0	DNP
at LSU	12/13/16	66-70	L	DNP	DNP	0-3-1	0-1-0	10-8-0	DNP
at McNeese	12/17/16	74-66	w	2-4-0	DNP	7-3-0	2-0-0	6-6-0	DNP
TRUETT MCCONNELL	12/28/16	88-54	w	6-3-2	DNP	16-7-3	0-1-0	7-14-0	0-0-0
MONTREAT	12/30/16	101-66	w	DNP	10-11-3	14-2-0	3-1-0	9-8-0	1-2-1
DELAWARE STATE	01/10/17	68-69	L	DNP	14-13-0	0-2-0	DNP	2-5-0	DNP
MD. EASTERN SHORE	01/11/17	69-52	w	0-1-0	3-4-0	2-1-0	DNP	4-2-0	DNP

2016-17 GAME-BY-GAME COMPARISON

Opponent	1st	2nd	Score	Mar	Total FG	FG Pct	3-Pointers	3FG Pct	Free Throws	FT Pct	Rebounds	Assist	T/Over	Block	Steal	Fouls
Marshall	32/35	37/46	69-81	(12)	27-66/28-59	.409/.475	7-26/8-26	.269/.308	8-17/17-25	.471/.680	40/41 (1)	10/13	13/13	2/5	2/6	24/17
Ohio State	29/31	34/38	63-69	(6)	25-51/26-56	.490/.464	6-19/6-21	.316/.286	7-9/11-23	.778/.478	32/32 -	10/14	20/13	3/1	4/4	27/16
Western Carolina	28/28	39/31	67-59	+8	23-48/22-58	.479/.379	5-21/5-25	.238/.200	16-24/10-14	.667/.714	32/33 (1)	11/11	14/15	3/1	7/4	19/19
JACKSON STATE	37/34	47/41	84-75	+9	28-47/30-61	.596/.492	10-18/8-20	.556/.400	18-27/7-20	.667/.350	30/34 (4)	23/13	12/11	3/2	3/2	18/25
Northern Kentucky	42/29	40/45	82-74	+8	33-65/26-63	.508/.413	6-15/12-32	.400/.375	10-12/10-21	.833/.476	40/40 -	12/14	7/8	2/5	3/6	20/17
Mizzou	24/20	38/32	62-52	+10	19-52/17-68	.365/.250	6-22/7-27	.273/.259	18-23/11-20	.783/.550	46/43 +3	11/8	13/6	8/4	1/4	20/21
SOUTHERN WESLEYAN	46/27	46/28	92-55	+37	34-68/17-57	.500/.298	12-25/5-19	.480/.263	12-17/16-21	.706/.762	39/40 (1)	23/13	8/19	5/5	7/3	21/15
East Carolina	26/36	30/33	56-69	(13)	21-53/28-60	.396/.467	8-27/8-18	.296/.444	6-11/5-15	.545/.333	29/43 (14)	11/16	17/16	2/3	11/7	17/15
LIU BROOKLYN	39/24	40/32	79-56	+23	32-57/17-51	.561/.333	6-17/1-13	.353/.077	9-12/21-29	.750/.724	31/33 (2)	20/2	15/19	4/4	7/7	20/17
Coastal Carolina	32/38	35/32	67-70	(3)	21-62/27-61	.339/.443	12-38/8-23	.316/.348	13-16/8-10	.813/.800	31/46 (15)	9/15	9/15	1/0	6/5	16/14
LSU	43/36	23/34	66-70	(4)	27-58/29-65	.466/.446	7-22/7-21	.318/.333	5-11/5-11	.455/.455	36/40 (4)	13/13	19/18	6/4	5/8	17/13
McNeese	35/36	39/30	74-66	+8	26-66/24-57	.394/.421	3-14/4-15	.214/.267	19-22/14-21	.864/.667	41/38 +3	11/13	15/20	1/2	10/3	26/18
TRUETT MCCONNELL	42/20	46/34	88-54	+34	33-68/17-62	.485/.274	10-25/8-29	.400/.276	12-23/12-19	.522/.632	53/37 +16	18/8	13/15	6/2	5/4	17/19
MONTREAT	44/23	57/43	101-66	+35	37-79/21-59	.468/.356	9-27/7-25	.333/.280	18-32/17-23	.563/.739	56/36 +20	16/12	9/21	4/5	11/1	20/23
DELAWARE STATE	33/34	35/35	68-69	(1)	23-60/23-58	.383/.397	9-23/10-23	.391/.435	13-20/13-20	.650/.650	41/37 +4	15/11	17/17	2/0	8/7	16/19
MD. EASTERN SHORE	34/25	35/27	69-52	+17	23-56/19-53	.411/.358	3-24/5-21	.125/.238	20-24/9-11	.833/.818	37/33 +4	12/9	12/18	4/1	13/6	16/18

Note: Game totals are displayed in the format TEAM/OPPONENT for each category

2016-17 TEAM GAME HIGHS

POINTS	101	MONTREAT (12/30/16)
	92	SOUTHERN WESLEYAN (12/01/16)
	88	TRUETT MCCONNELL (12/28/16)
	84	JACKSON STATE (11/18/16)
	82	at Northern Kentucky (11/26/16)
FIELD GOALS MADE	37	MONTREAT (12/30/16)
	34	SOUTHERN WESLEYAN (12/01/16)
FIELD GOAL ATTEMPTS	79	MONTREAT (12/30/16)
	68	TRUETT MCCONNELL (12/28/16)
	68	SOUTHERN WESLEYAN (12/01/16)
FIELD GOAL PERCENTAGE	.596 (28-47)	JACKSON STATE (11/18/16)
	.561 (32-57)	LIU BROOKLYN (12/06/16)
3 PT FIELD GOALS MADE	12	at Coastal Carolina (12/10/16)
	12	SOUTHERN WESLEYAN (12/01/16)
3 PT FG ATTEMPTS	38	at Coastal Carolina (12/10/16)
	27	MONTREAT (12/30/16)
	27	at East Carolina (12/03/16)
3 PT FG PERCENTAGE	.556 (10-18)	JACKSON STATE (11/18/16)
	.480 (12-25)	SOUTHERN WESLEYAN (12/01/16)
FREE THROWS MADE	20	MD. EASTERN SHORE (01/11/17)
	19	at McNeese (12/17/16)
FREE THROW ATTEMPTS	32	MONTREAT (12/30/16)
	27	JACKSON STATE (11/18/16)
FREE THROW PERCENTAGE	.864 (19-22)	at McNeese (12/17/16)
	.833 (20-24)	MD. EASTERN SHORE (01/11/17)
	.833 (10-12)	at Northern Kentucky (11/26/16)
REBOUNDS	56	MONTREAT (12/30/16)
	53	TRUETT MCCONNELL (12/28/16)
ASSISTS	23	SOUTHERN WESLEYAN (12/01/16)
	23	JACKSON STATE (11/18/16)
STEALS	13	MD. EASTERN SHORE (01/11/17)
	11	MONTREAT (12/30/16)
	11	at East Carolina (12/03/16)
BLOCKED SHOTS	8	at Mizzou (11-28-16)
	6	TRUETT MCCONNELL (12/28/16)
	6	at LSU (12/13/16)
TURNOVERS	20	at Ohio State (11/14/16)
	19	at LSU (12/13/16)
FOULS	27	at Ohio State (11/14/16)
	26	at McNeese (12/17/16)

2015-16 NCCU MEN'S BASKETBALL RADIO/TV CHART



#0 - RAEKWON HARNEY
 6-0 R-Jr. G
 Winston-Salem, N.C.



#1 - C.J. WIGGINS
 5-11 So. G
 Richmond, Va.



#3 - RASHAUN MADISON
 6-0 R-Sr. G
 Norfolk, Va.



#5 - DEL'VIN DICKERSON
 6-5 R-Sr. F
 Houston, Texas



#10 - DAJUAN GRAF
 6-0 R-Sr. G
 Charlotte, N.C.



#11 - PATRICK COLE
 6-5 R-Sr. G
 Newark, N.J.



#12 - ALEX MILLS
 6-1 Jr. G
 Laurens, S.C.




#13 - PABLO RIVAS
 6-6 Jr. F
 Phoenix, Ariz.



#21 - MARIUS McALLISTER
 6-4 R-Jr. F
 Durham, N.C.



#25 - KYLE BENTON
 6-7 Sr. F
 Long Beach, Calif.



#33 - RON TRAPPS
 6-4 Sr. G
 Lancaster, S.C.



#34 - MICHAEL WOLFE
 6-8 Jr. F
 Germantown, Md.



#42 - WILL RANSOM
 6-8 R-Sr. F
 Fort Worth, Texas



#55 - JOHN GUERRA
 6-2 So. G
 Cary, N.C.

NUMERICAL ROSTER

0	Raekwon Harney
1	C.J. Wiggins
3	Rashaun Madison
5	Del'vin Dickerson
10	Dajuan Graf
11	Patrick Cole
12	Alex Mills
13	Pablo Rivas
21	Marius McAllister
25	Kyle Benton
33	Ron Trapps
34	Michael Wolfe
42	Will Ransom
55	John Guerra

ALPHABETICAL ROSTER

25	BENTON, Kyle
11	COLE, Patrick
5	DICKERSON, Del'vin
10	GRAF, Dajuan
55	GUERRA, John
0	HARNEY, Raekwon
3	MADISON, Rashaun
21	McALLISTER, Marius
12	MILLS, Alex
42	RANSOM, Will
13	RIVAS, Pablo
33	TRAPPS, Ron
1	WIGGINS, C.J.
34	WOLFE, Michael



LEVELLE MOTON
 Head Coach
 8th Season



LUKE D'ALESSIO
 Assistant Coach
 1st Season



REGGIE SHARP
 Assistant Coach
 1st Season



ERIC WILSON
 Assistant Coach
 2nd Season